



## Summary Feedback

(Combined feedback broadcasted at multiple times this week)

### PRE-RECORDED: Basildon FRCR 2B 'A to Zee' Course 2020

## Session 27/40

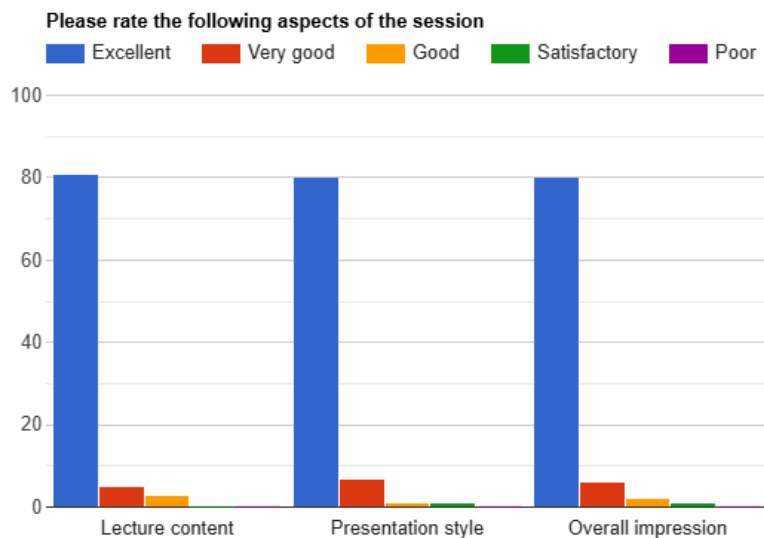
**Interventional Radiology for FRCR**

**(26<sup>th</sup> & 27<sup>th</sup> October 2024)**

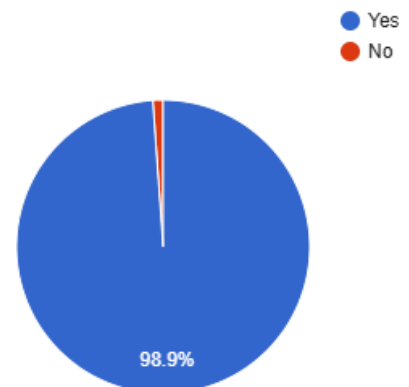
**Lecturer: Muhammad Asad Hanif**

### Summary Points:

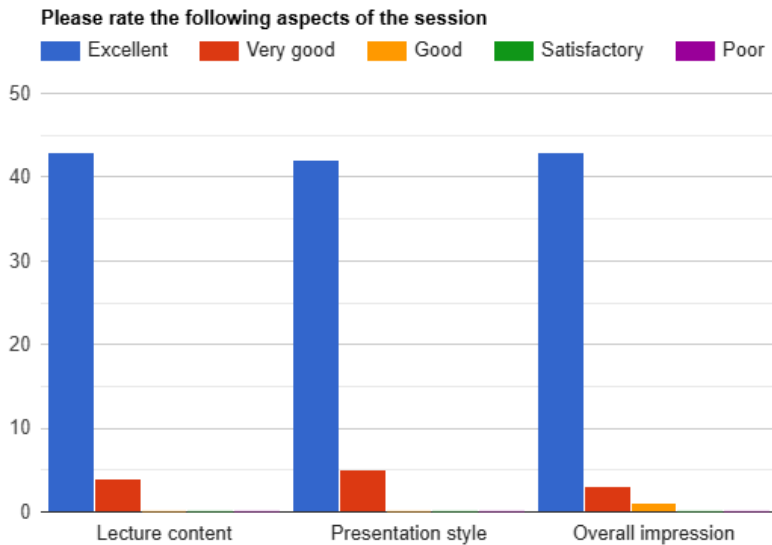
- Total Attendees: 396 from 34 Countries (Algeria, Australia, Bahrain, Bangladesh, China, Dominica, Egypt, Ghana, Hong Kong, India, Indonesia, Iraq, Jordan, Kenya, Kuwait, Libya, Malaysia, Myanmar, Namibia, Nepal, Nigeria, Oman, Pakistan, Saudi Arabia, Singapore, South Africa, Sri Lanka, Sudan, Swaziland, Türkiye, UAE, UK, Yemen, Zimbabwe).
- Total duration: 3 hours (each session broadcasted thrice during the week)
- Total feedback received from 148 participants, from three different broadcasts



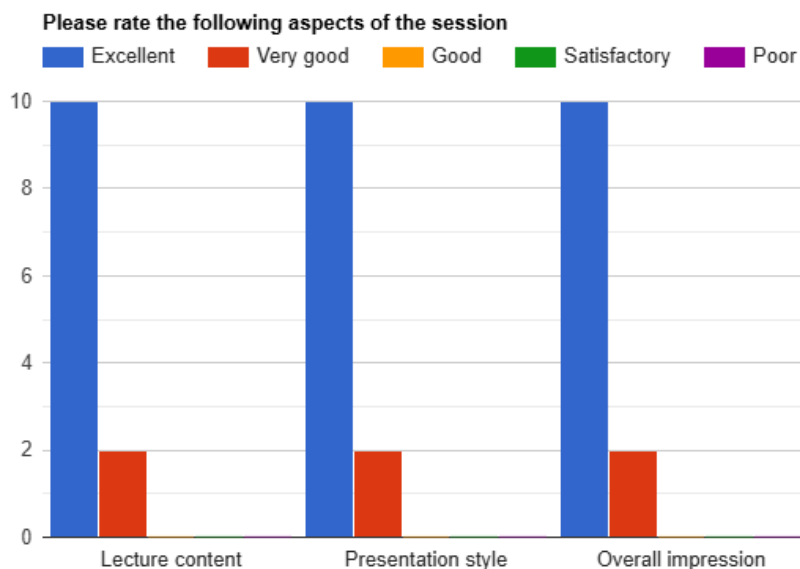
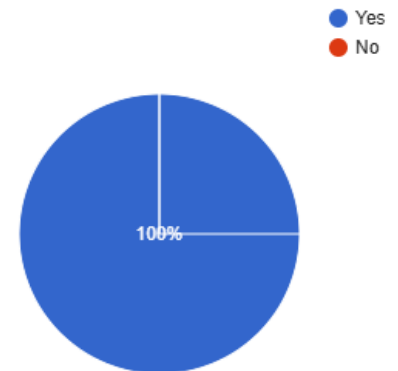
Did you find it useful  
89 responses



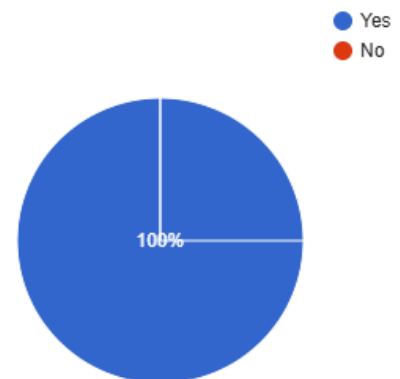
## Interventional Radiology for FRCR



Did you find it useful  
47 responses



Did you find it useful  
12 responses



## Testimonials

- Excellent great platform providing evidence based clinical and radiological cases and its management. We found it so helpful by giving knowledge specially experience of senior radiologists and colleagues. Overall strongly recommend and appreciate such outstanding lectures contents experience and by providing such a friendly environment (Pakistan).
- Excellent, cleared many concepts regarding Interventional procedures (UK).
- Interesting cases and informative discussion (Algeria).
- Great learning as we have zero exposure to intervention (Saudi Arabia).
- Very useful interventional radiology notes (Iraq).
- Pretty informative even for general radiologist (Jordan).
- To do more like this lecture, it was excellent (UAE).

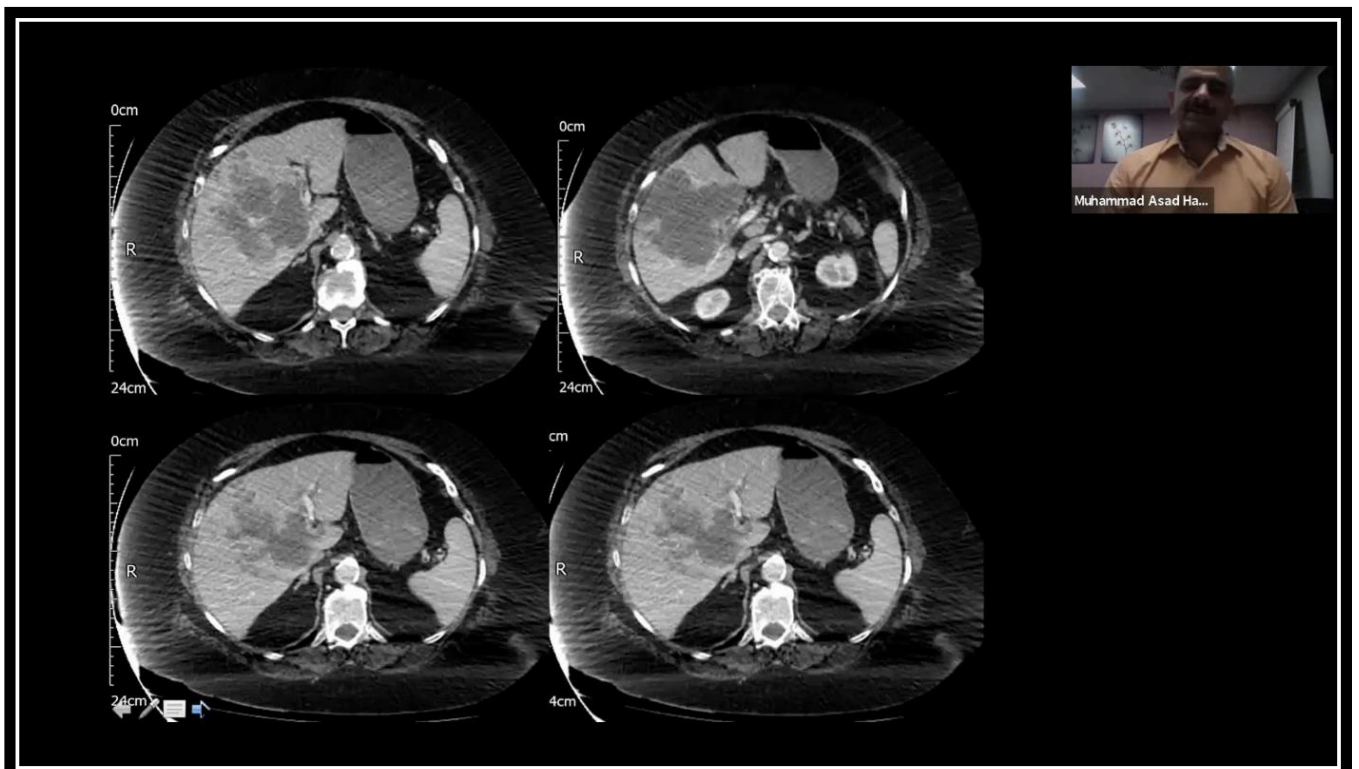
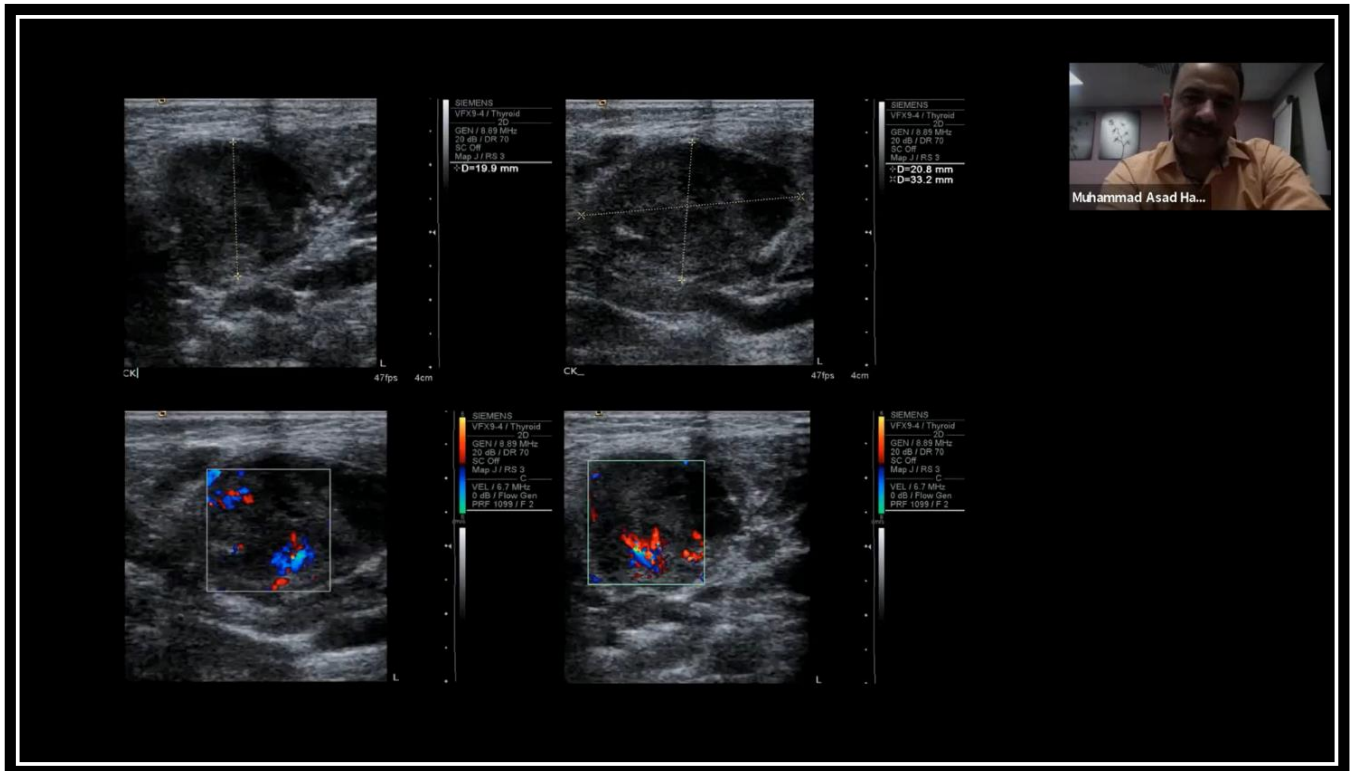
## Interventional Radiology for FRCR

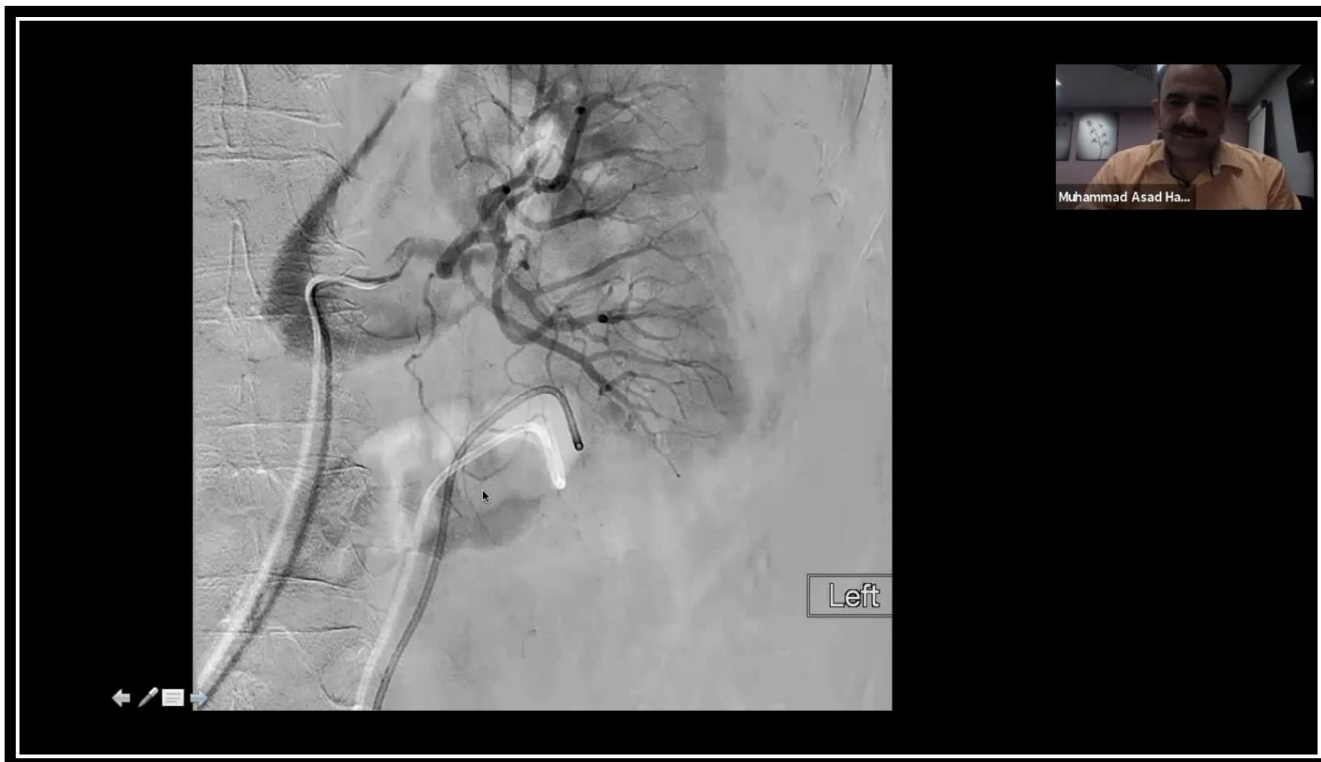
- Very very informative, learned a lot today. Thank you Dr M. Asad Hanif and team DKT (Pakistan).
- Excellent cases and brief reviews of interventions (Saudi Arabia).
- I found it useful because interventional radiology is usually not taught to us (Pakistan).
- Cases discussion was useful (UAE).
- The interactive session was useful (Kenya).
- Interventional procedures related to FRCR and day to day life, exam viva questions and answers were useful (Pakistan).
- Case collection was useful (India).
- The way the vast knowledge was simply explained (Nigeria).
- Cases are good (India).
- Discussions were useful (UK).
- The management part was useful (India).
- Correlative images with detailed findings, reporting way a management were useful (Pakistan).
- Radiological findings and its management via interventional radiology approach was useful (Pakistan).
- How interventional radiological procedures are useful in diagnostic and management aspect was useful (UK).
- The case selection is amazing and the tips are very helpful (UK).
- Approach to different types of EVAR was useful (Pakistan).
- High quality IR information was useful (UAE).
- Guidelines for management were useful (India).
- Excellent session for IR (Saudi Arabia).
- Explaining local guidelines regarding interventional procedures were useful (UK).
- Very nice cases, easily explained (Pakistan).
- Description of interventional procedures, the risks associated and also the different ways we can help the referring clinician were useful (Pakistan).
- Very informative class (Pakistan).
- Excellent intervention related cases (Pakistan).
- New cases, good approach (UAE)
- Explanation of the indications for the procedures was useful (Kenya).
- Nice cases (Maldives).
- It's all good (UK).
- Question sessions and case selection was useful (Pakistan).
- Please keep doing the good work (UK).
- Fantastic as usual (Egypt).
- Nice and very knowledgeable (Pakistan).
- Very, very good session. Dr Asad is awesome teacher (Pakistan).
- Description by the teacher and what to do next was most useful (Saudi Arabia).
- Excellent lecture (Kuwait).
- The pace of delivery with pertinent point in view of viva was useful (Pakistan).
- Good, needed session (Maldives).
- It was an excellent lecture (Pakistan).
- Case presentation and explanation were useful (Egypt).
- Interventional cases (UAE).
- Case based discussion (UAE).
- Much needed information (Pakistan).
- Improved my knowledge (Pakistan).

## Interventional Radiology for FRCR

- It was perfect (UAE).
- Procedure technique in exam point of view was useful (Sri Lanka).
- Excellent cases (China).
- Nice orientation (India).
- Useful session (Malaysia).
- Excellent description (UK).
- All of it was very useful & valuable (Egypt).
- Excellent in all aspects (Iraq).
- Very nice (India).
- Great cases (Zimbabwe).
- Various interesting interventional cases were useful (Iraq).
- Describing quite difficult cases in a very simple and easy way, providing appropriate time and relevant details for every case (Pakistan).
- Notes explaining pertinent issues (Zimbabwe).
- Good cases (India).
- Extremely good cases (India).
- Excellent teaching (UK).
- It was perfect (UAE).
- It's perfect sir. Thanks a lot (Egypt).
- Great (Yemen).
- Outstanding (Pakistan).
- Brilliant session (Pakistan).
- Useful session (Malaysia).
- Excellent lecture (UK).
- Great lecture as always (Egypt).
- Impressive (Iraq).
- 10/10 (Pakistan).
- Excellent session, very helpful (India)
- Great learning as we have zero exposure to intervention (Saudi Arabia).
- Excellent teaching session (Algeria).
- Amazing lecturer, learnt a lot (Pakistan).
- Very impactful session (Nigeria).
- Very, very useful (Pakistan).

# Interventional Radiology for FRCR





=====XX=====XX=====